










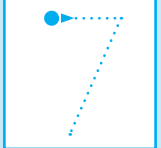
Number-writing 8

1 Trace and count. Write.



Tracing practice lines for the number 8. The first row shows a solid 8, followed by two dotted 8s with stroke order arrows, and then four more dotted 8s. The second row shows a dotted 8 followed by seven starting dots on a line for independent writing practice.

2 Count and trace.

 	 	 	 
--	--	--	--